




ActionVoice™ Insert Blanks -- P/N AVB1



Cut carefully along dotted line



Cut carefully along dotted line



Cut carefully along dotted line

Instructions: 1) Use markers, pens, pencils, computer printers, construction paper, etc to place labels inside the boxes. Leave at least a 1/8" border to be sure all your message will show. 2) Be absolutely sure the ink, glue, etc are dry (any residue may permanently imprint on the inside of the ActionVoice windows). 3) If you have used pencils, a photocopier or laser printer, etc, we recommend you place a plastic laminating sheet (available at office supply stores) over this sheet before cutting it out. 4) Cut out carefully along the dotted lines as shown